USER GUIDE
UPM64 paper
bright white

Front

digipower

VIDEO CALL PRO KIT

QUICK GUIDE

Item No. DPS-VLG6

PACKAGE CONTENTS

- Tripod
- Light
- Clip on microphone
- Bluetooth remote (located on the base of the tripod)
- Manual

TRIPOD



REMOVING THE REMOTE FROM THE TRIPOD

- Removing the remote from the tripod
- Extend the tripod at least 3" to allow the remote to be removed
- Push the remote in and then up to release it from the tripod

REMOTE DIAGRAM

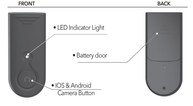

WIRELESS REMOTE PAIRING INSTRUCTIONS

- Press and hold the power button until the light blinks green.
- On your phone, go to Bluetooth settings, pair new device
- When you see the name "Diepho" click on it
- When the phone is paired, the blinking green light will change to solid green
- To begin using the remote, open the camera settings on your phone
- Put your phone in camera or video mode as desired
- Press the remote button to take a picture or start/stop a video
- For special camera options like time lapse, square, slow and panoramic, change the mode on your phone
- To turn the remote off, press and hold the shutter button until the green light turns off
- The remote will automatically power off after 10 minutes of not being used

CHANGING THE REMOTE BATTERY

- Turn the remote over and slide the battery door upward
- Replace with CR1632 button cell battery
- Close the battery door

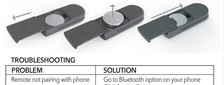

TROUBLESHOOTING

PROBLEM	SOLUTION
Remote not pairing with phone	Go to Bluetooth option on your phone Click forgive/forget Go to Wireless remote pairing instructions

LIGHT DIAGRAM

1. Micro USB charge port
2. LED light
3. Removable diffuser filter
4. Threaded 1/4" adapter
5. Cold shoe adapter
6. Power/control button
7. LED indicator

CHARGING THE LIGHT

- Before first use charge the light's internal battery
- Connect the included micro USB cable to a USB charger (wall charger not included)
- The blue LED will blink slowly while charging and turn solid blue when fully charged
- Charge time approximately 2 hours

USING THE LIGHT

- Attach the light to the top of the tripod with the 1/4" threaded mount
- Turn the light clockwise until it is secure and straight
- Press the power button for 2 seconds to turn the light on
- A quick press will change the brightness from Low → Med → High
- Attach the diffuser as needed for softer lighting
- When the battery is low, the blue LED will blink quickly for 4 minutes then turn off, recharge it.

USING THE MICROPHONE

- Connect the 3.5mm plug to the audio jack on your Smartphone*1
- Open the microphone app on your phone to begin using the microphone*2

*1 Note: for Android phones that do not have a 3.5mm audio jacks you will need a USB-C to 3.5mm adapter. For iPhone 7 and newer you will need a Lightning to 3.5mm adapter, these adapters are sold separately.
Go to www.digipower.com/audioadapters for more information.
*2 Note: Most phones do not allow an external microphone to be used for live streaming inside social media apps. You will need to record first then post to the desired app.

SAFETY INFORMATION

- This product is not a toy and not suited for children under 9 yrs
- Don't leave the light unsupervised and never cover the light while on and/or plugged in
- Don't use this product in dusty dirty humid or wet environment

PRODUCT SPECIFICATIONS

WIRELESS REMOTE

Bluetooth version: 4.0
Operating frequency: 2.4GHz to 2.485GHz
Power rating: TBD
Wireless range: 10M (33ft)
Battery type: CR1632

LIGHT

Display: 1 blue LED to show power
Number of lamp beads: 36pcs 2835 beads
Charge time: 2 hours
Built-in lithium battery: 3.7 V 500mAh
Maximum power: 3.5 W
Light flux (integrating sphere)
Without diffuser: >180 lm
With diffuser: >145 lm
Color temperature
5000K (±500 K, non-flexible light cover)
4500K (±500 K, soft light cover)
Dimming Range: Three levels of brightness
Light angle: 120°
Battery life
Low: 100 minutes
Medium: 60 minutes
High: 40 minutes
Use temperature: 0-40C (32-104F)
Storage temperature: 10-35C (50-95F)
Interface: Micro charging port
Charging Power: 5V 0.5A
Bottom interface: 1/4 threaded insert
Top interface: Cold shoe
Weight with diffuser: 45.8 g (1.6oz)

MICROPHONE

Type: Clip microphone
Directional property: Omni-directional
Frequency response: 65-14000Hz
Signal-to-noise ratio: Above 74 dB (1 kHz at 1 Pa)
Output impedance: ≤2000
Sensitivity: -56dB±2dB (0dB=1V/Pa 1KHZ)
Connector: 3.5 mm microphone socket
Cord length: 3 meters

digipower

Questions? Problems? Picked up the wrong item?
Before returning to the Store, please give our customer service team a chance to help.
Email us at **TechSupport@Mizco.com**
for a seamless and speedy resolution.
Mizco International, Inc.
Cranford, New Jersey
All rights reserved.
DIGIPOWER is a registered trademark of Mizco International Inc.

FCC STATEMENT:

This equipment has been tested and found to comply with the limits for a Class B digital device, pursuant to Part 15 of the FCC Rules. These limits are designed to provide reasonable protection against harmful interference in a residential installation. This equipment generates uses and can radiate radio frequency energy and, if not installed and used in accordance with the instructions, may cause harmful interference to radio communications. However, there is no guarantee that interference will not occur in a particular installation. If this equipment does cause harmful interference to radio or television reception, which can be determined by turning the equipment off and on, the user is encouraged to try to correct the interference by one or more of the following measures:
Reorient or relocate the receiving antenna. Increase the separation between the equipment and receiver.
Connect the equipment into an outlet on a circuit different from that to which the receiver is connected.
Consult the dealer or an experienced radio/ TV technician for help. This device complies with part 15 of the FCC rules. Operation is subject to the following two conditions
1. this device may not cause harmful interference, and
2. this device must accept any interference received, including interference that may cause undesired operation.

ICES

This Class B digital apparatus complies with
Canadian ICES-003.

FC CE UK CA

For disposal in countries outside of the European Union This symbol is only valid in the European Union (EU). If you wish to discard this product please contact your local authorities or dealer and ask for the correct method of disposal.

This symbol means that the product cannot be disposed of with normal household waste (2012/19/EU).

1. Old devices can be returned free of charge to suitable collection points.
2. These are collected there professionally or prepared for reuse. Old appliances may contain harmful substances that can harm the environment and human health. The raw materials contained can contribute to environmental protection through their recycling.
3. The deletion of personal data on the waste equipment to be disposed of must be carried out by the end user on his own responsibility.

Hereby, Mizco International, Inc. declares that the product, DPS-VLG6, is in compliance with Directives 2011/65/EU, 2014/53 EU, 2014/30 EU.
The full text of the EU declaration of conformity is available at the following internet address:
https://www.europeanrep.com/service/

WARRANTY (English)

WARRANTY INFORMATION FOR DIGIPOWER PRODUCTS, A DIVISION OF MIZCO INTERNATIONAL, INC.
We warrant all Digipower branded products against defects in material and workmanship for two years from the date of purchase. At our option, we will repair or replace any product found to be defective covered by this warranty. Please keep the sales receipt as evidence of the date of purchase in order to obtain warranty service. This warranty is void if the product has been handled in a manner other than in a manner which is inconsistent with the instructions accompanying the product or the intended use of the product.
This warranty does not cover any damage due to accident, misuse, abuse, or negligence. This warranty does not extend to equipment used with the product. This warranty is valid only if the product is used on a compatible device as specified on or attached to the product package. To verify compatibility, please check the product package for details or visit: www.DigiPowerSolutions.com. Repair or replacement, as provided under this warranty, is your exclusive remedy. We shall not be liable for any incidental or consequential damages. DigiPower hereby expressly disclaims any and all implied warranties of merchantability and fitness for a particular purpose. Some states/countries do not allow the exclusion or limitation of incidental or consequential damages, so the above limitation or exclusion may not apply to you. Some states/countries do not allow limitations on implied warranties, so the above limitation may not apply to you. This warranty gives you specific legal rights, and you may also have other rights that vary from state to state and country to country.